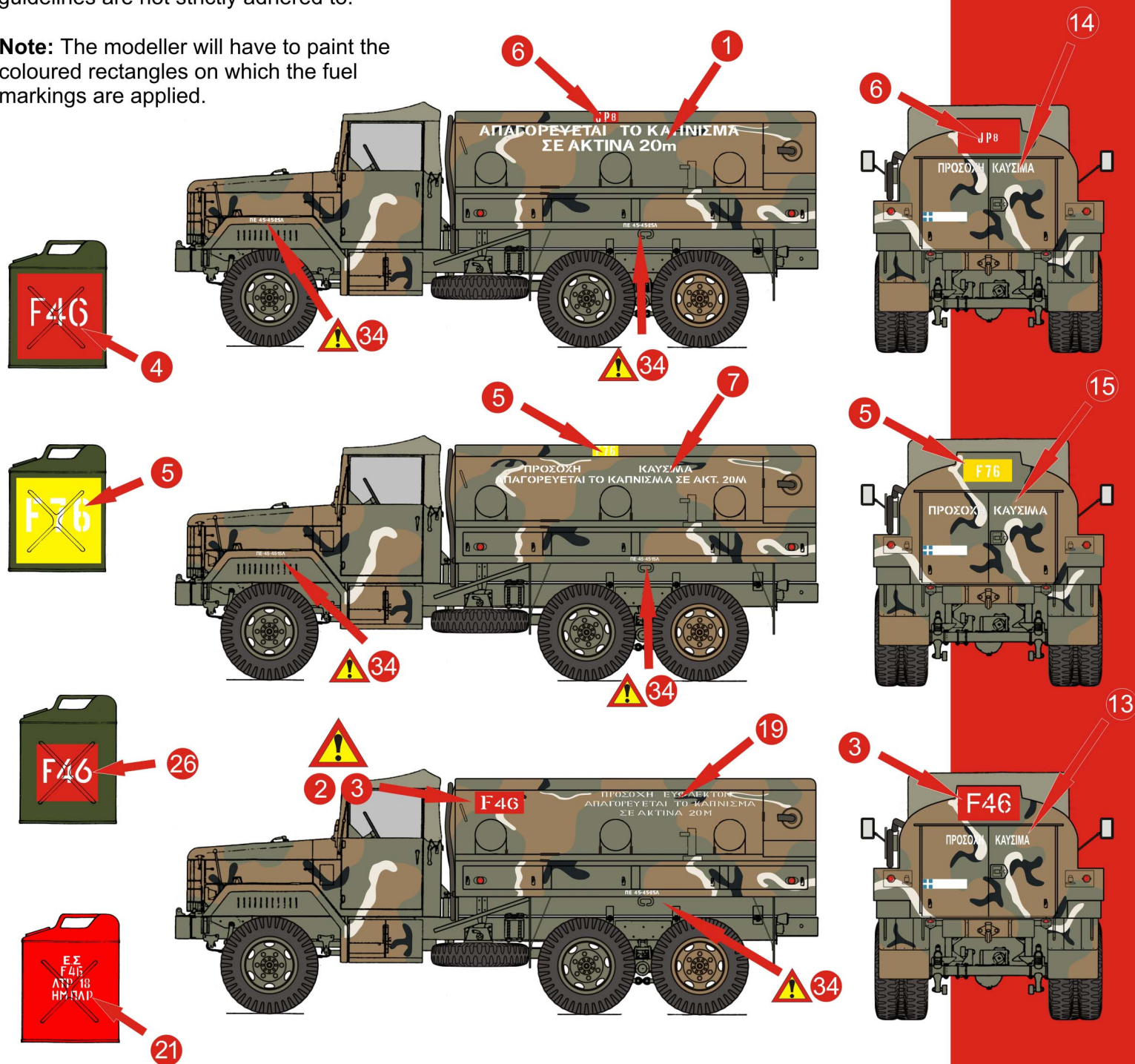


Fuel Tank & Generic Markings Hellenic Army

Markings on fuel tankers are relatively standard although the stencils used vary widely. The fuel classification usually appears on a coloured background. The colour depends on the type of fuel. Although the colour-coding of fuel types is set out by NATO it seems that in practice these guidelines are not strictly adhered to.

Note: The modeller will have to paint the coloured rectangles on which the fuel markings are applied.



Jerrycans are marked to indicate their contents, water or fuel. Cans containing fuel have markings to indicate its type. It used to be common for other details such as the filling date, unit and quantity to also be applied. The modeller will have to paint the coloured background prior to the application the decals.

Photo: T. Metsovitis



Photo: T. Metsovitis



For cans containing water "ΥΔΡΟ", which is the ancient Greek word for water, has mostly been replaced by the modern Greek word "NEPO".



Photo: T. Metsovitis

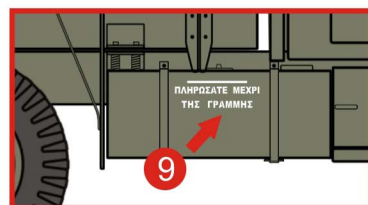
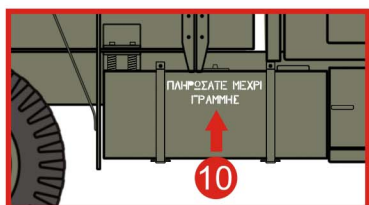


Photo: T. Metsovitis



Photo: T. Metsovitis

In the army the maximum filling level is always marked on the fuel tank. On occasion the filler cap is painted red or yellow to denote the type of fuel used. On some very rare occasions the tank of Steyr 680 tanks was painted yellow overall. The modeller can cut up the various decals in order to mix and match to create the necessary markings.

The Parachute brevet has been observed on many vehicles belonging to Para units. It has been seen on bumpers, spare wheel covers and truck tailgates.




Photo: T. Metsovitis



Photo: T. Metsovitis



Photo: T. Metsovitis



Note: The sketch is generic and does not represent a specific type of truck.



Photo: T. Metsovitis

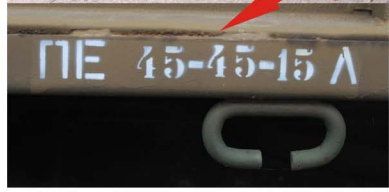
Military Police helmet marking. ΣΝ stands for "Στρατονομία". The white band going around the helmet is usually broken, but a continuous band has also been seen. The modeller should be aware that some trimming of decal 17 may be needed.



These markings are used on helmets worn by the gunnery officer (Αξιωματικός Βολής - A.B.) and his assistants (Βοηθός Αξιωματικού Βολής - Β.Α.Β.) responsible for range safety during gunnery practice. The helmets are painted red and the personnel wearing them always stand next to the soldier who is shooting.



Photo: T. Metsovitis



Tyre pressure markings are always applied to the vehicle on the vertical or near vertical surface closest to each wheel. On some Jeep - type vehicles with flat wings these markings are sometimes applied to the horizontal surface of the wings. The modeller can cut up the various decals in order to mix and match as the number of variations in use is too large to cover in a single decal set.




Photo: T. Metsovitis

This marking appears on the inner side of engine hoods warning the user to secure the hood in the open position. It has been observed inside the hood of the M38A1, M35 series 2.5 ton trucks, Mercedes 240, M151 etc. The modeller may cut the decals to alter the spacing of the words if needed.




Photo: T. Metsovitis


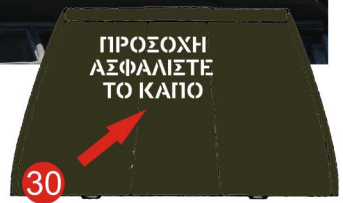


Photo: T. Metsovitis collection



Photo: T. Metsovitis collection

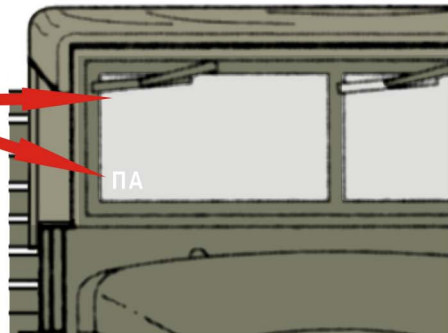


32 33

This marking indicates the day of the week the vehicle is due for inspection and maintenance. It is always displayed in the lower right or top right corner of the windscreen. The white version of the marking is less common nowadays than the light blue one.



32 33



Fuel Tank & Generic Markings Hellenic Army



LM35009

All the markings contained in this set are generic. All are based on actual markings, from photographs, however they can be applied to more than one specific vehicle, as they have been observed to be in general use and with a multitude of lesser or greater variations in detail.



ATTENTION!

This symbol indicates that alternative markings are applicable in this position **OR** that the same marking is applicable to more than one colour scheme.



This instruction sheet may be downloaded and printed for your personal use.
Decals printed by: Fantasy Printshop
www.lmdecals.gr