

REVISED
NEW
★ EDITION ★
UPDATED

LM DECALS
ADDING ORIGINALITY TO YOUR MODELS


1-35
LM35012

M48, M48A3, M48A5 & M48A5 MOLF tanks & M88A1 ARV in Hellenic and Cypriot service

The first M48 tanks were delivered to the Hellenic Army in 1963. In 2012 it is still in service in the M48A5 MOLF version. It is the longest serving tank in the Greek arsenal and one of the most popular with crews and mechanics.

The first tanks were delivered in overall Olive Drab and their only markings were the Hellenic Army number plates, and their bridge classification markings. The chassis number was originally stenciled on the tanks' bow.

Photo: A & L Haitoglou collection



In 1976 the MERDC four colour camouflage was adopted for Hellenic Army vehicles. The American patterns were used as reference but only loosely followed. The use of national insignia on the turret begun at the same time.

NOTE: The markings above can be used for a camouflaged M48 omitting decal **25** and with the addition of national insignia, decals **6**.

In the late 1970s there were more than 800 tanks of the type in service and they begun to be rebuilt and modernised to

M48A3 and M48A5 standards. Additional M48A2C tanks were delivered from Bundeswehr stocks and also M48A5s from the US National Guard. Following the signing of the CFE treaty in 1990 the Hellenic Army kept 700 M48A5 tanks as well as 15 M48A3 which would be used for training to make use of the large stockpile of 90mm ammunition that was available. In 1992 the type was further upgraded to MOLF (MODular Laser Fire control) standard.

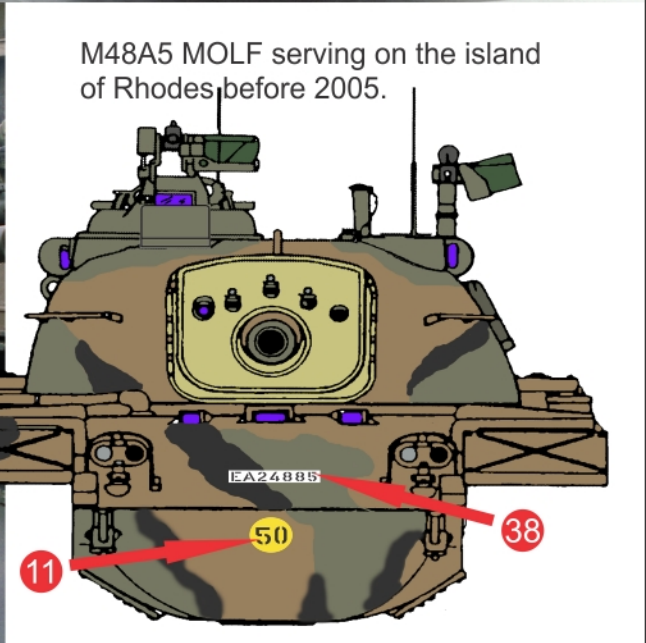
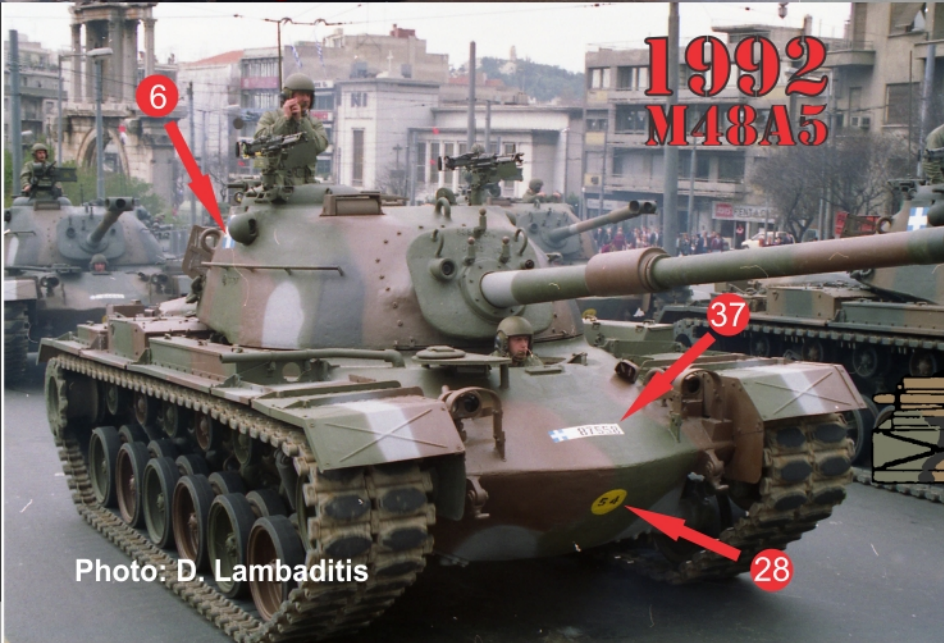

Photo: D. Lambaditis



**1991
M48A3**

Photo: D. Lambaditis





NOTE: The placing of all markings was standard and the rear number plate was placed as in the tank shown in the top right photo. National insignia were applied to the sides of the turret.



Initially the M48A5 MOLF were equipped with German type smoke dischargers. Gradually many begun to have these replaced by the M239, which comprises two British No. 9 Mark 1 smoke grenade dischargers and which came from scrapped M60A1/A3 tanks.

This M48A5 MOLF was serving with the Armour School at Avlona in 2011. The brown in its camouflage had been replaced by Olive Drab. The national insignia only appeared on the right side of the turret. All M48A5 MOLF tanks that have had the German



Photo: T. Metsovitis

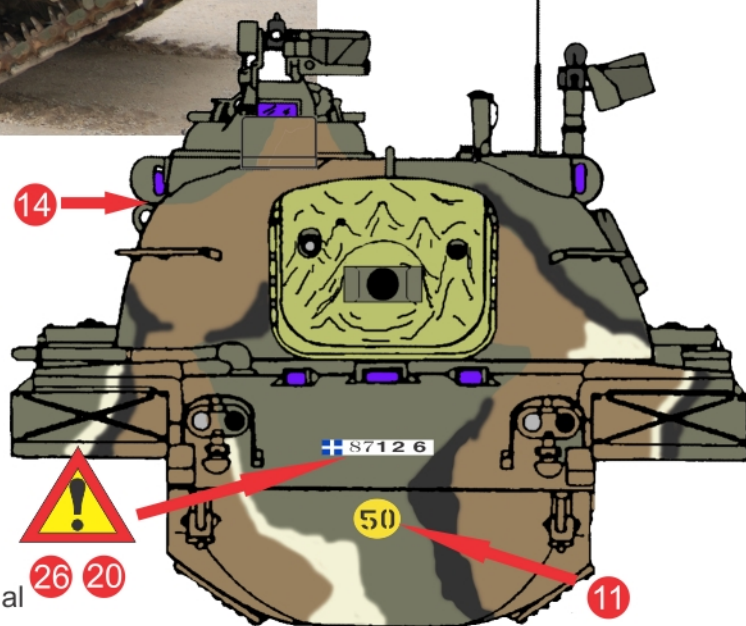

2011



Photo: T. Metsovitis

smoke launchers replaced by the M239 also have the smoke grenade box fitted to the turret

1999
M48A3 MOLF

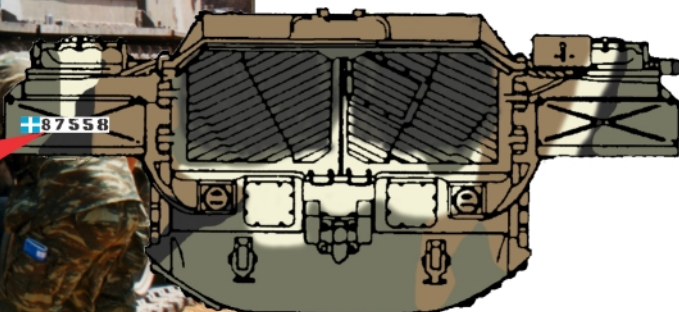


When photographed in 1999 tank 87126 did not have any smoke dischargers fitted, although the mounting points for the German type smoke dischargers were fitted. The national insignia appeared only on the right side of the turret.

Tank 87205 had M239 smoke dischargers fitted. Its markings were in the same positions as shown here with national insignia only on the right side of the turret.

Photo: T. Metsovitis

The Armour School used M48A3 hulls without turrets for driver training. These tanks were fitted with simple sheet metal and glass cupolas for the instructor and trainee drivers.



1999 M48A5



Photo: S. Markides

Photo: S. Markides



In 1999 the M48A5s were finished in the Cypriot National Guard three colour camouflage scheme and only carried bridge class markings. The M48A5 MOLF had their original Greek MERDC cammo in 2000 but adopted full Cypriot National Guard markings and camouflage in 2001.



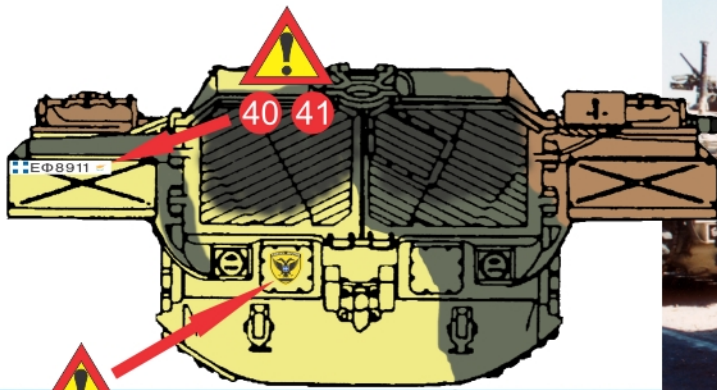
Photo: S. Markides



2000 M48A5 MOLF

Photo: S. Markides

NOTE: Markings for the water Jerry-cans on the turret can be found in set LM 35009.



2001 M48A5 MOLF

Photo: S. Markides



Photo: S. Markides

It is standard practice for Cypriot National Guard armoured vehicles to carry a Cypriot flag on the left side and a Greek flag on the right side.

NOTE: Markings 39, 40 and 41 need a white background. This can be painted prior to the application of the decals using the mask template provided on the last page of these instructions.

Photo: S. Markides



Photo: T. Metsovitis collection



Markings **18** (STEP HERE) and **42** (SUSPEND HERE) appear on some tanks in Cyprus. It is common practice during exercises to obscure vehicle number plates with mud as illustrated in the bottom right sketch. Mud is also commonly used as additional camouflage overall.

There were no national insignia on the turret of this tank.

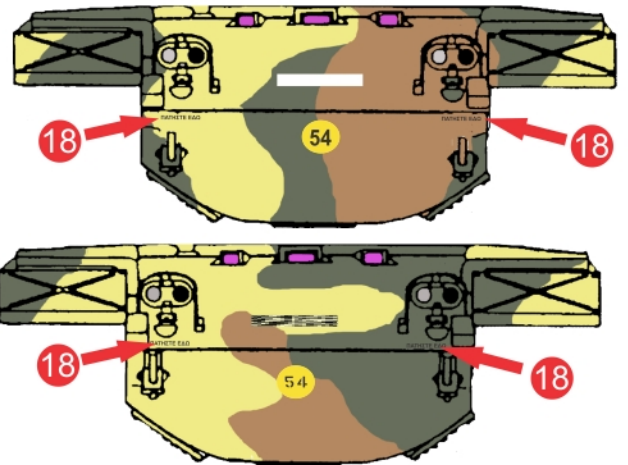
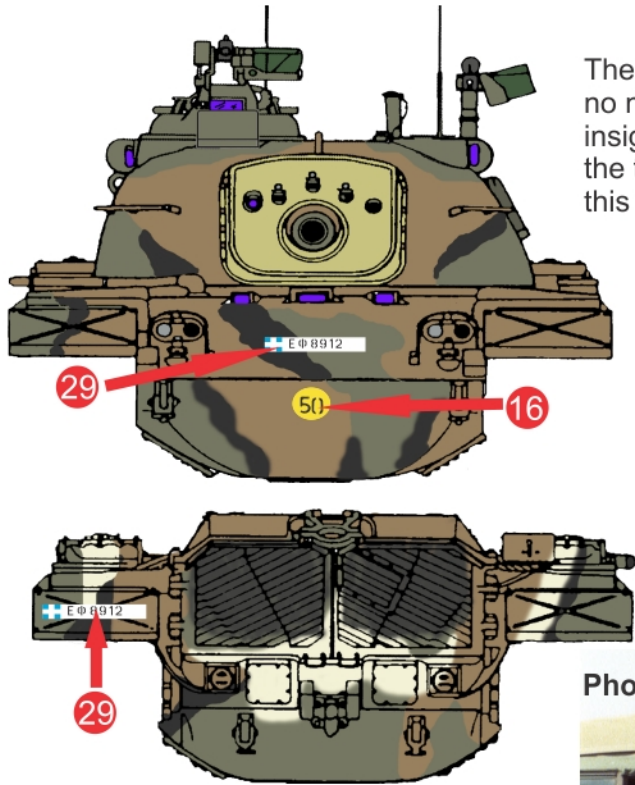


Photo: T. Metsovitis collection



1984 M88A1



This M88A1 in service with the Armour School was a regular at military parades in Athens standing by in case of problems. Later in its career it was repainted again in a four-colour camouflage but in a different pattern.

Photo: T. Metsovitis



Photo: T. Metsovitis



Photo: F. Iordanidis




Photo: F. Iordanidis

1994 M88A1G

When it first appeared as a support vehicle for the parade in Athens, this ex-Bundeswehr M88A1G was still finished in its three colour NATO camouflage. It carried only national insignia and its bridging class and all German markings had been painted out in olive drab paint. These patches are marked in red on the photographs. Also present was a stenciled inscription by the facility that had refurbished the vehicle before it was delivered to Greece.



Photo: T. Metsovitis



Photo: T. Metsovitis

In the following years the three colour camouflage was restored without the olive drab patches and a full set of Hellenic Army markings was applied. Later still its bridging class was changed to "50" and eventually it was repainted in a four colour MERDC camouflage.

Photo: P. Gotsis



Some vehicles remained in an overall CARC green for a few years. Later on these too were repainted in the four colour MERDC camouflage.

M48, M48A3, M48A5 & M48A5 MOLF tanks LM35012 & M88A1 ARV in Hellenic and Cypriot service

REVISED
NEW EDITION
UPDATED



ATTENTION!

This symbol indicates that alternative markings are applicable in this position **OR** that the same marking is applicable to more than one colour scheme.

LM 35012 — Printed by Fantasy Printshop

LM DECALS www.lmdecals.gr

LM 35012 — Printed by Fantasy Printshop

LM DECALS www.lmdecals.gr

39

EΦ8911
40
EΦ8915

EΦ8911
41
EΦ8915

NOTE
The markings above have been printed on a digital Sol-Ink printer by DecalPrint.de. The modeller should treat these with extra care and cut as close as possible to the design because the carrier film extends over the complete decal paper.



NOTE: The template on the left can be printed on paper and cut out. To make the template waterproof cover in adhesive tape. It is for the white background needed for markings 39, 40 and 41.

This instruction sheet may be downloaded and printed for your personal use.

Decals printed by: Fantasy Printshop

www.lmdecals.gr