

REVISED
NEW
EDITION
UPDATED

Hellenic Army Leopard 2 tanks

The Leopard 2A4 entered service with the Hellenic Army in 2005 making its first public appearance in the 28th October parade of that year in Salonika. In total 182 tanks were delivered. These came from the 2nd to 5th production batches (Baulos) and were finished in a four colour MERDC type camouflage scheme. The colours used had anti-IR properties and were not standard RAL ones. They also differed from the shades in use by the Hellenic army. The camouflage pattern was standard on all tanks but not entirely identical.



These tanks had a number of stencilled instructions on the hull's horizontal surface. Number plates, national insignia and bridge class markings were vinyl stickers. The greasing nipples in the wheel centres are painted red.

Photo: T. Metsovitis



Photo: T. Metsovitis



Photo: T. Metsovitis





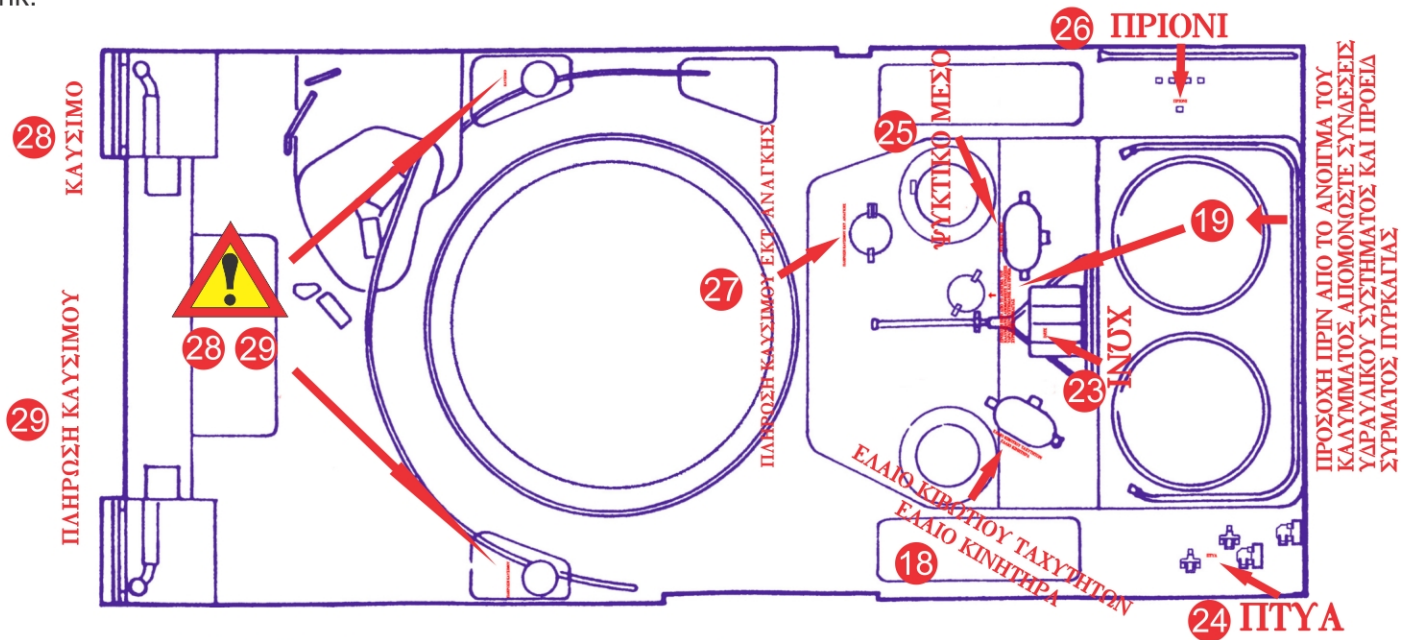
Photo: G. Papadimitriou

Tanks 083210 to 083216 were seen with a low-visibility bridging class marking in the 28th October 2005 parade in Salonika. All their other markings and their positions were standard as described.

NOTE: Any Leopard 2A4 in Hellenic Service can be portrayed by combining decals 14 and 4 or 15 and 5.



NOTE: Markings 28 or 29 must be used on both sides of the tank.



ATTENTION! Please note the orientation of each marking.

The colour profiles used here are by Dimitris Lambaditis and were first published in the "NEA" the IPMS-Hellas

magazine, issue 15, September 2006. They are used courtesy IPMS-Hellas and the artist.






Photo: T. Metsovitis



Photo: T. Metsovitis

The Leopard 2HEM made its first public appearance in the 25th March 2008 Independence Day parade in Athens. The camouflage colours were the same as the Leopard 2A4 and were factory applied to a standard pattern. The stencilled instructions on the hull are painted on and number plates, national insignia and bridge class markings are vinyl stickers that may tear and peel over time. The greasing nipples in the wheel centres are painted red.

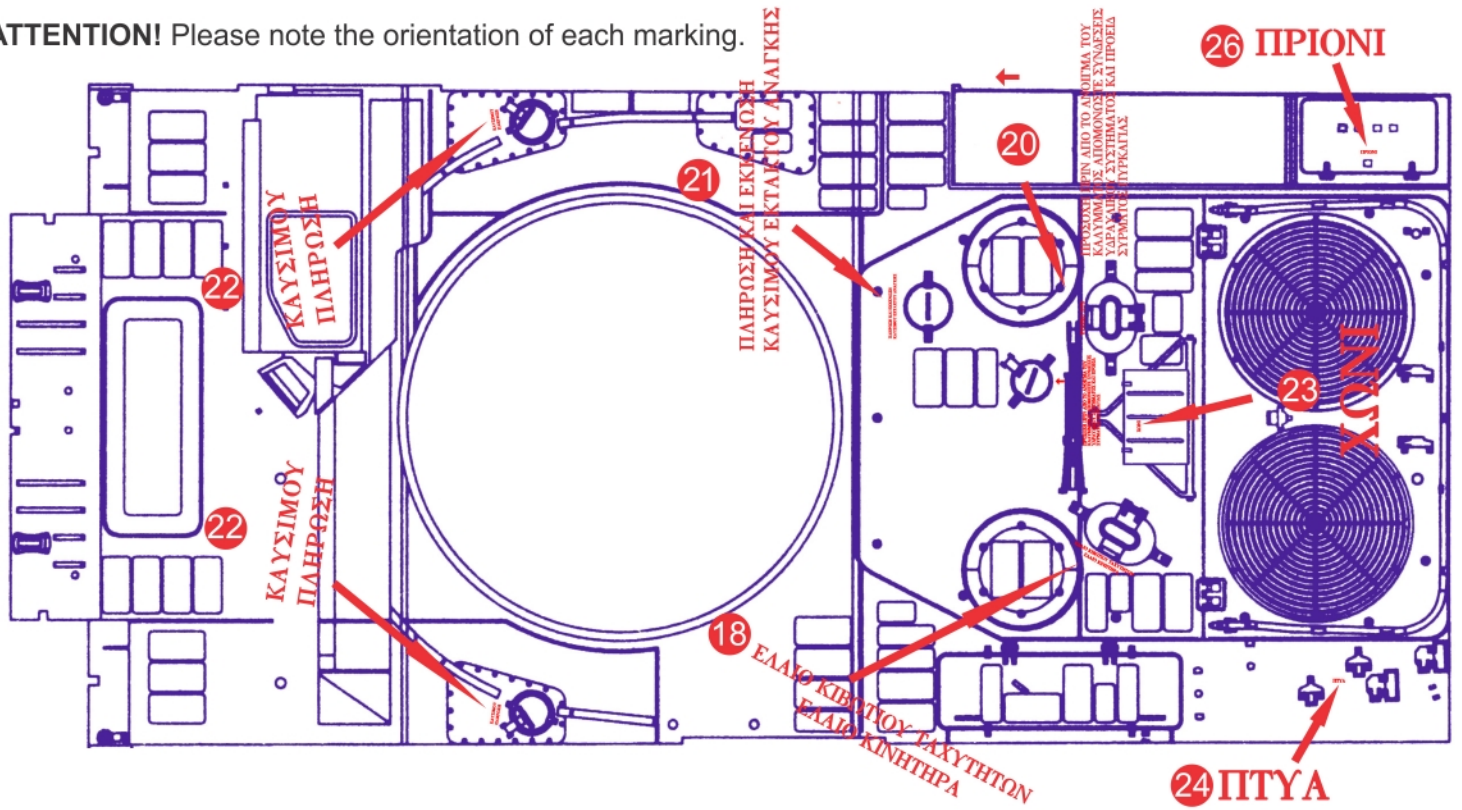


NOTE: Any Leopard 2HEM in Hellenic Service can be portrayed by combining decals **4** and **6**.



Photo: T. Metsovitis

ATTENTION! Please note the orientation of each marking.



Hellenic Army Leopard 2 tanks

LM35015

083201 083219 083358 083270 080788 080795 080922 083 083 083
60 60 60 60 60 70 60 080 080

0 1 2 3 4 5 6 7 8 9 0 1 2 3 4 5 6 7 8 9
 0 1 2 3 4 5 6 7 8 9 0 1 2 3 4 5 6 7 8 9
 0 1 2 3 4 5 6 7 8 9 0 1 2 3 4 5 6 7 8 9
 0 1 2 3 4 5 6 7 8 9 0 1 2 3 4 5 6 7 8 9
 0 1 2 3 4 5 6 7 8 9 0 1 2 3 4 5 6 7 8 9
 0 1 2 3 4 5 6 7 8 9 0 1 2 3 4 5 6 7 8 9
 0 1 2 3 4 5 6 7 8 9 0 1 2 3 4 5 6 7 8 9
 0 1 2 3 4 5 6 7 8 9 0 1 2 3 4 5 6 7 8 9

Printed by Fantasy Printshop www.lmdecals.gr
LM 35015

1 **2** **3** **4** **5** **6** **7** **8** **9** **10** **11** **12** **13** **14** **15** **16** **17** **18** **19** **20** **21** **22** **23** **24** **25** **26** **27** **28** **29**

Printed by Fantasy Printshop www.lmdecals.gr
LM 35015

REVISED
NEW EDITION
UPDATED

ATTENTION!

This symbol indicates that alternative markings are applicable in this position **OR** that the same marking applies to more than one colour scheme.

NOTE: Due to a printing error markings 18 to 29 from the additional sheet should be used as they are the correct light grey colour and not the white markings on the main decal sheet.