

# Hellenic Armed Forces generic markings Set 2

This set of instructions aims more to provide ideas of the various vehicles that can be finished in Greek colours and decorated with the markings contained in the set, rather than to provide specific examples of vehicles to be modelled. This set complements the markings available in sets **LM35008**, **LM35009**, **LM35019** and **LM35022**. It is recommended that these instructions are used in conjunction with those provided for the above sets. By combining markings available in all four sets a large variety of vehicles that have served with the Hellenic armed forces may be modelled.




Photo: A & L Haitoglou collection

From 1950 to 1967 a shield shaped national insignia was used on both AFVs and soft-skin vehicles. There was some variation in the shape and exact size of this marking. For more photos of vehicles from this era see also the instructions provided for sets **LM35005** to **LM35008**.

Photo: A & L Haitoglou collection



Photo: A & L Haitoglou collection



In 1967 the Hellenic Army started using white number plates on all vehicles. Numbers were black prefixed by a small flag and appeared on the front and rear of vehicles only. An exception to this were M3A1 White scout cars and the various types of US Half-tracks in service. On these vehicles the new style number plates appeared on the bonnet sides as the front roller or winch did not facilitate their frontal placement. The use of other national insignia on vehicles was discontinued.



Photo: Antonis Vrailas





Photo: T. Metsovitis collection



Photo: A & L Haitoglou collection



In 1976 the Hellenic Army adopted a four colour camouflage scheme based on the American MERDC system. All vehicles still in service were gradually repainted in the new scheme. Markings remained the same as previously but AFV's also displayed national insignia in the form of a 24cm square on both turret or hull sides.



Photo: T. Metsovitis collection

Photo: A & L Haitoglou collection



Photo: T. Metsovitis collection



1 + 10 =  804302

**Note:** All the older vehicles still in use after 1976 can also be depicted as they appeared in service during the previous period when they carried the same type of markings, with the exception of the square national insignia for AFVs, but were finished in overall Olive Drab.

Photo: T. Metsovitis



Photo: T. Metsovitis






Photo: T. Metsovitis




Photo: T. Metsovitis



Photo: T. Metsovitis



Photo: T. Metsovitis



Photo: T. Metsovitis

Quite a number of WWII era vehicles continued to serve with the Hellenic armed forces well into the 1980s or even 1990s in a few cases. This provides a unique opportunity for modellers to portray older vehicles in more modern colour schemes.



Photo: T. Metsovitis



Photo: T. Metsovitis



Photo: T. Metsovitis

Marmon Herrington Mk IVf armoured cars were rebuilt and served on into the 1990s. Initially they carried a distinctive shield shaped national insignia and their number plate on the turret rear and both sides of the front armour.



Photo: T. Metsovitis collection

Photo: T. Metsovitis collection



Photo: T. Metsovitis

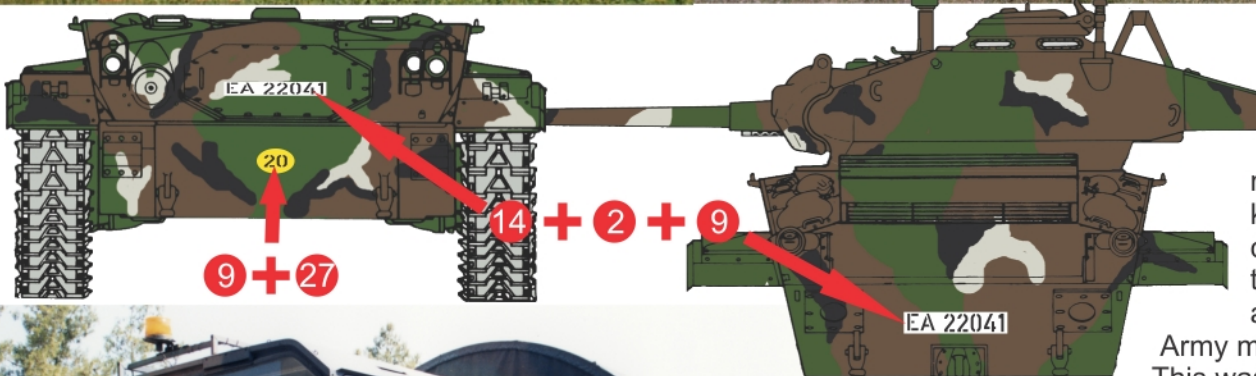


In the 1970s the defence of some Aegean islands was the responsibility of the Gendarmerie (Eliniki Chorofylaki). In 1984 the Gendarmerie was amalgamated with the Police (Elliniki Astynomia) which took over its responsibilities. Gendarmerie vehicles carried black number plates with white digits prefixed by the letters EX. Sometimes the colours were reversed. Vehicle colour was either the Gendarmerie's grey-green or, after 1976, the four colour army camouflage. After amalgamation number plates became white with black digits prefixed by EA.

Photo: T. Metsovitis



Photo: T. Metsovitis



Vehicles received from other NATO countries as military aid often kept their original colours for some time, with the addition of Hellenic Army markings.

This was often the case with ex-Bundeswehr

vehicles which kept their three-colour NATO camouflage and in some cases even some of their markings. Ex-East-German vehicles supplied after the unification of Germany in



Photo: T. Metsovitis

Photo: T. Metsovitis



many cases kept their East-German colours, either overall olive green or a three-colour camouflage of light grey-dark grey-green with the old NVA insignia painted over.




Photo: T. Metsovitis



Photo: T. Metsovitis



Photo: S. Soulis



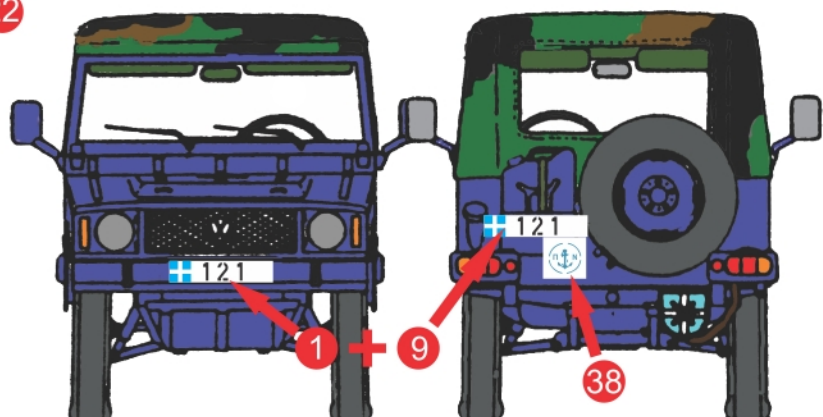
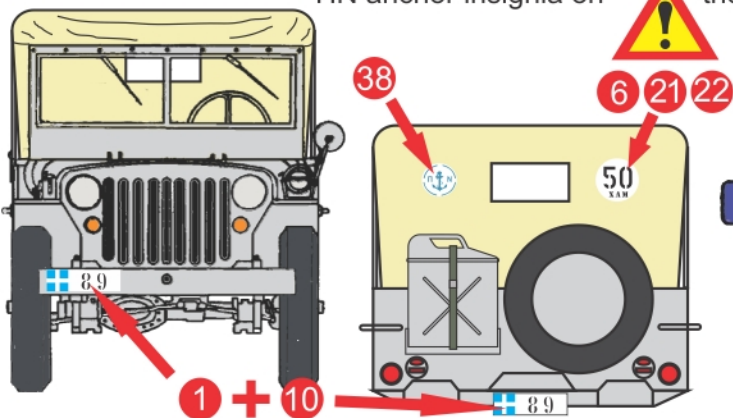
Photo: T. Metsovitis

The Hellenic Air Force for a long while after WWII followed the RAF practice of painting its vehicles blue, the shades of which varied, with black chassis and bumpers. Yellow was used in cases where vehicles had to be more visible for use on airfields. HAF roundels are used both in stenciled white-only and two colour variants. Many HAF vehicles are camouflaged, often using shades similar to aircraft camouflage colours.

Hellenic Navy vehicles were finished in a Light Grey from the end of WWII to the late 1970s when blue was adopted for HN vehicles. All navy vehicles carry the HN anchor insignia on the rear and sometimes, more rarely, also on the front or sides.



Photo: T. Metsovitis

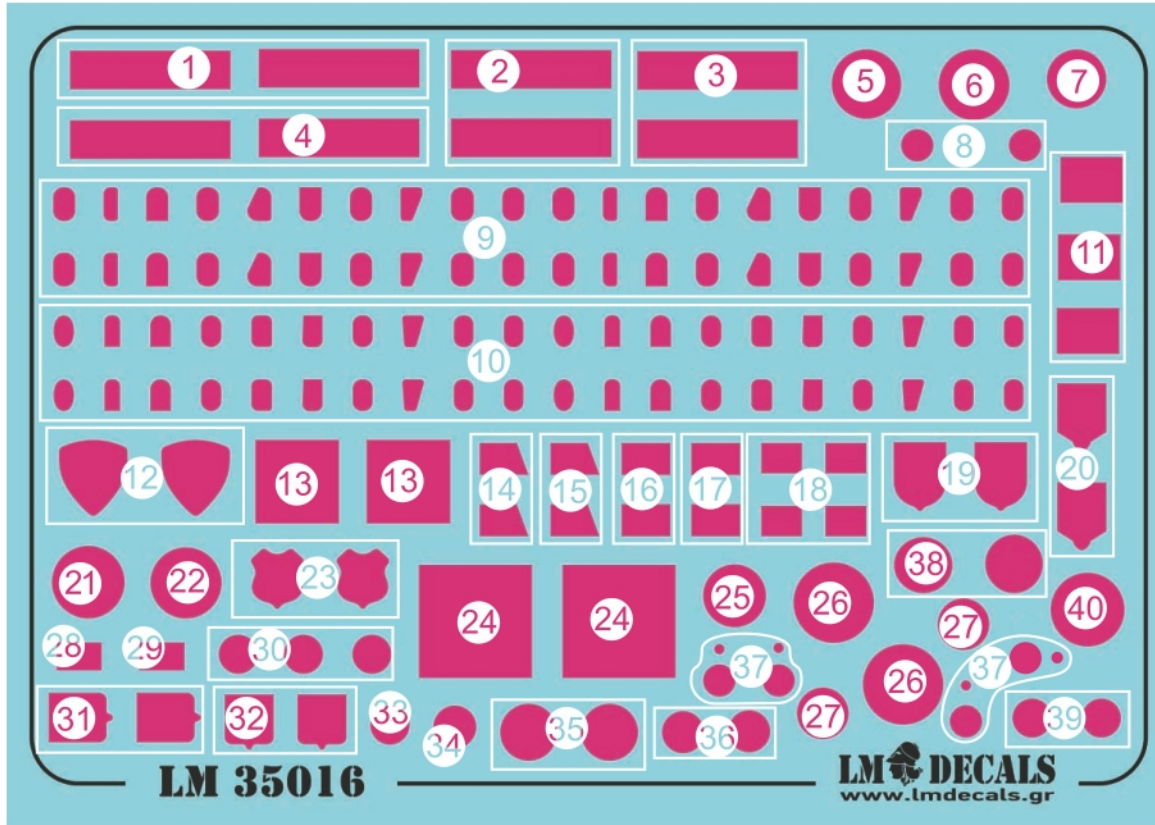


The Hellenic Navy continued to use the Willys MB Jeep into the mid 1970s.

# Hellenic Armed Forces generic markings Set 2

LM35016

All the markings contained in this set are generic. All are based on actual markings, from photographs, however they can be applied to more than one specific vehicle, as they have been observed to be in general use and with a multitude of lesser or greater variations in detail.



LM 35008 LM 35009  
LM 35019 LM 35022

**Note:** Where the symbols above appear, they indicate the LM Decals set that must be used for the markings shown.

**Note:** For marking 37 the light blue disc has to be applied centrally onto the white disk.



## ATTENTION!

This symbol indicates that alternative markings are applicable in this position **OR** that the same marking is applicable to more than one colour scheme.